

## BABYBJÖRN® Babysitter Balance

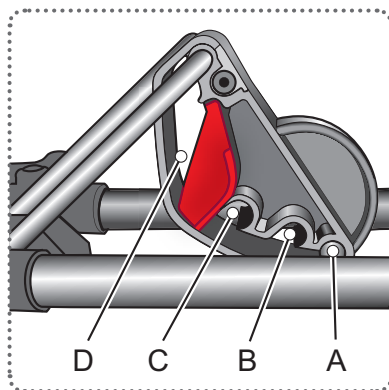
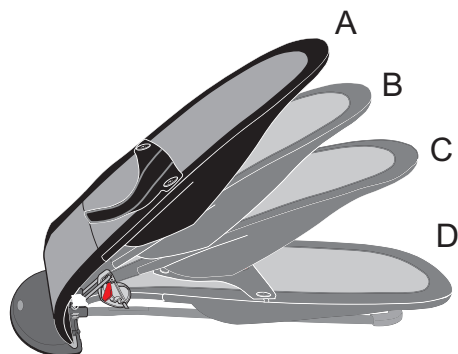
Congratulations on choosing BabyBjörn Babysitter Balance! It was developed in close collaboration with pediatricians and has a unique ergonomic shape that gives your child's back the correct support. No batteries are required. Your child's own movements make the babysitter rock.

BabyBjörn Babysitter Balance can be used from newborn to approx. 2 years (8-29 lbs/3.5-13 kg).

**IMPORTANT!**  
Please read this manual carefully before use.  
Keep it for later reference.

### Positions

BabyBjörn Babysitter Balance has four positions.



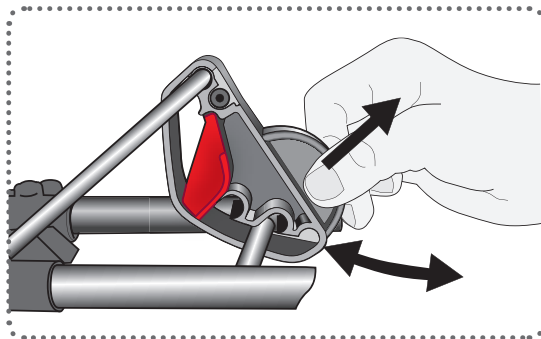
#### PLEASE NOTE THE MAXIMUM WEIGHT FOR EACH POSITION:

- A. Play, up to 29 lbs/13 kg.
- B. Rest, up to 22 lbs/10 kg.
- C. Sleep, up to 15.5 lbs/7 kg.
- D. Transportation mode.

**!** The babysitter is not a substitute for a cradle/crib or bed. If your child will be sleeping for a long time, he/she should be placed in a suitable crib or bed.

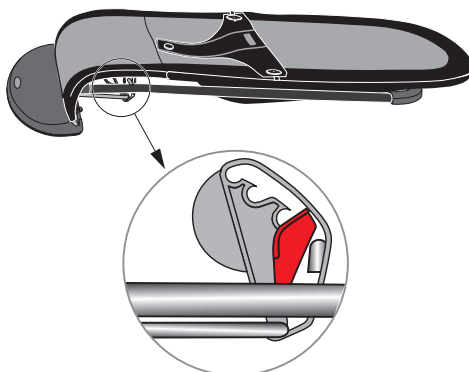
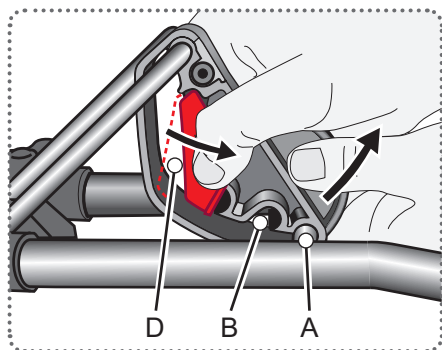
### TO CHANGE POSITION

Lift the positioner and move it into the desired position, at the same time as you lift the backrest with your other hand.



Make sure that the positioner is securely locked into place before putting your child in the babysitter. If you adjust the babysitter's position when your child is sitting in it, make sure that the positioner is locked into place before letting go of the backrest.

## Transportation mode



To fold the babysitter for travel or storage the positioner must be set to position A or B. Pull back the red safety latch and set the positioner to the transport mode, D.

The safety "hook" should now be on the other side of the safety latch.

## Safety harness

---

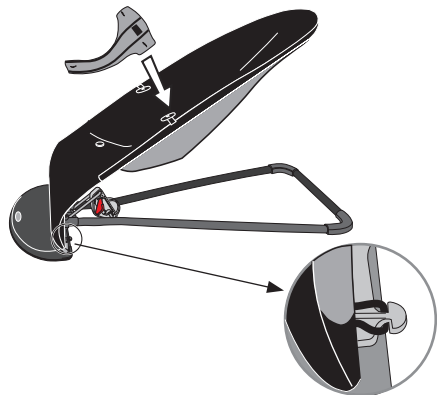
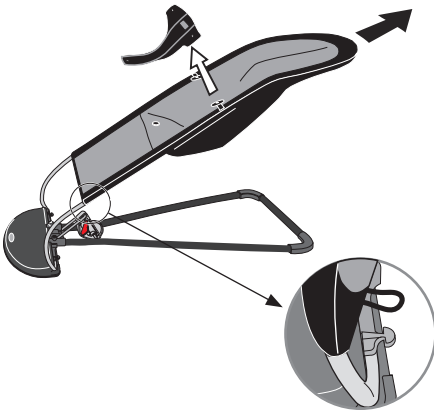
The safety harness should always be used with the babysitter until your child can sit up on his/her own without support. Make sure that all the buttons are securely fastened.

When your child can sit up and walk on his/her own, the babysitter can be used as a chair. Then, the safety harness should be removed entirely and no longer used.



## Reversible fabric

---



Both the fabric seat and the safety harness are reversible. If you wish to use the other side of the fabric, loosen the two elastic loops at the bottom and pull it upwards. Remove the safety harness and turn the fabric seat over.

Slide the fabric seat back onto the frame and fasten the two elastic loops at the bottom. Now reattach the safety harness, making sure that all the buttons are securely fastened.

**TO WASH THE FABRIC**

To wash the fabric seat, loosen the two elastic loops at the bottom and pull it off the frame.

Wash separately, warm (40°C).

**TECHNICAL INFORMATION**

- Weight: 2.1 kg/4.6 lbs, with toy: 2.3 kg/5.1 lbs.
- Height/length/width in transport mode: 11/91/39 cm. (4.5/35.5/15.5 in).
- Height in Play position (A): 60 cm ± 3 cm (23.5 in ± 1 in).
- Fabric: 60% cotton, 40% polyester
- Quilting: 100% polyester

! Only use accessories and spare parts that have been approved by the manufacturer.




Wipe the rubber strips underneath the babysitter with a damp cloth from time to time, in order to guarantee that it is fixed as firmly as possible to the floor.

**⚠ WARNING! FALL HAZARD!**

- For a child weighing up to 9 kg/19.8 lbs who cannot sit up on his/her own without support, the safety harness should be used at all times.

PLEASE NOTE! For a child weighing up to 13 kg/28.6 lbs, who is able to sit up and walk on his/her own, the babysitter can be used as a chair.

At this point, the safety harness should NO LONGER be used, but be removed entirely.



- Never place the product on a soft surface (bed, sofa, pillow or similar) as it might turn over and create a suffocation hazard.
- A child's movements can unintentionally cause the product to shift.
- Never carry the child when he/she is in the product.
- Never use the toy to lift or carry the product.
- Keep the toy out of the reach of children when it is not firmly attached to the product.
- An adult must assemble the product.
- Do not use the product if it has been damaged.
- Remember that the product was built so that your child's own movements make it rock. Make sure that older children are not allowed to rock the baby too forcefully.
- The product is not intended for extended periods of sleep.
- Never leave your child unsupervised.
- Never place the product on a tabletop, a counter or similar. It should always be placed on the floor.